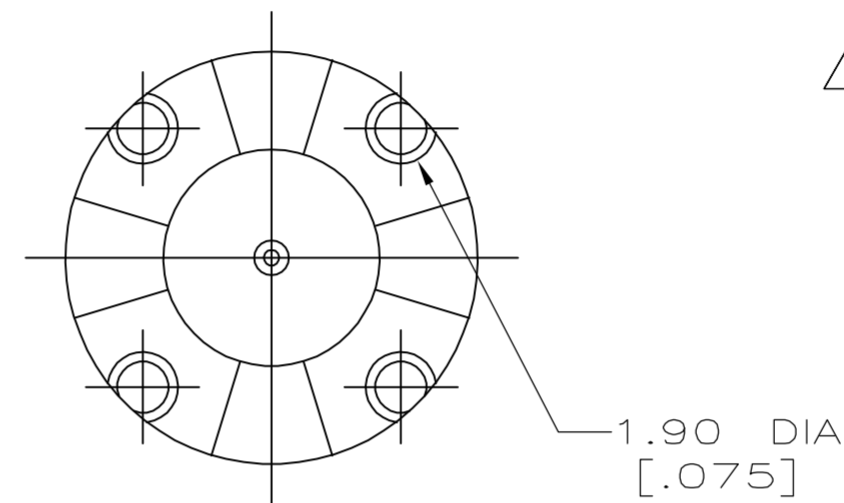
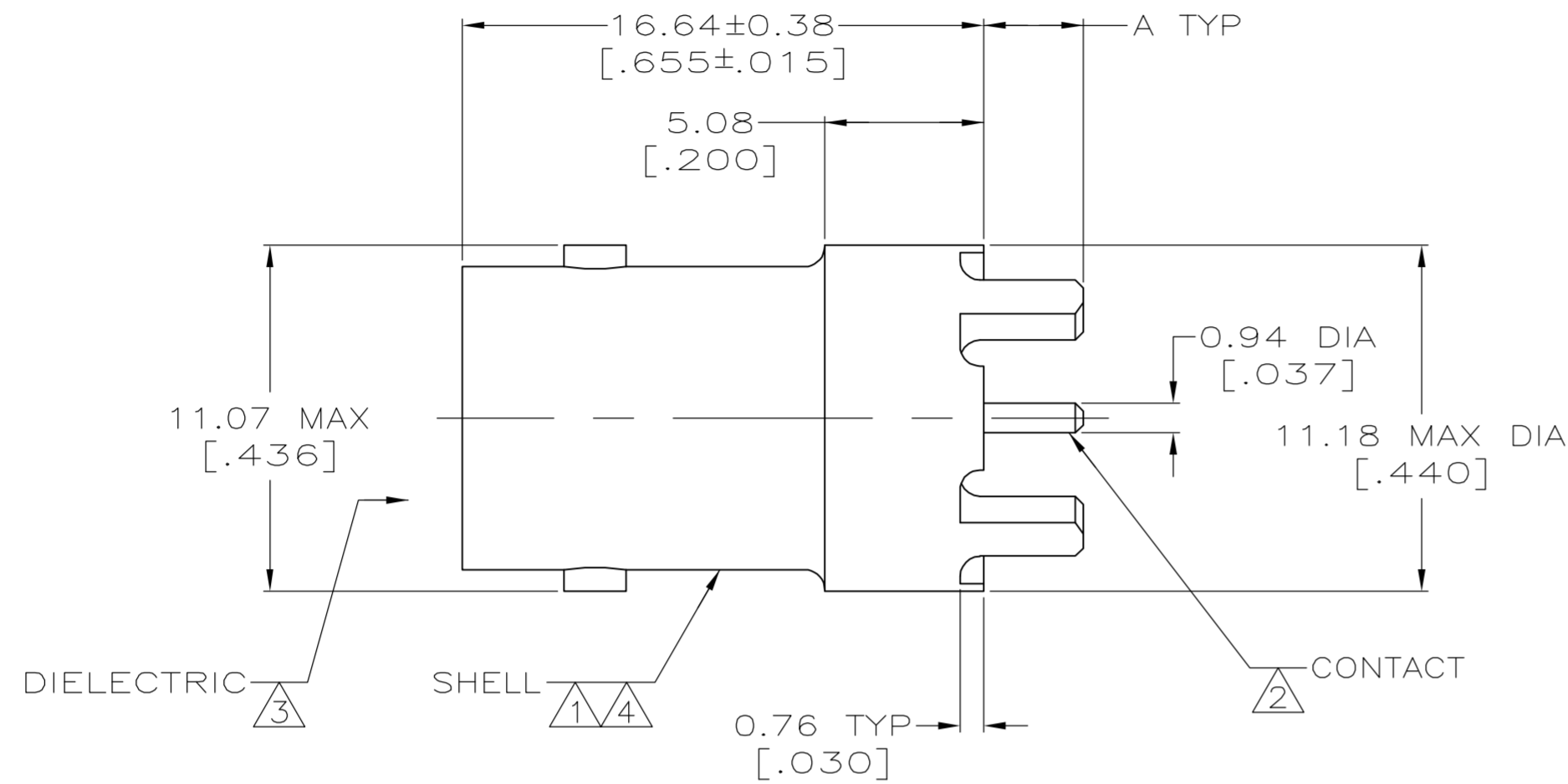
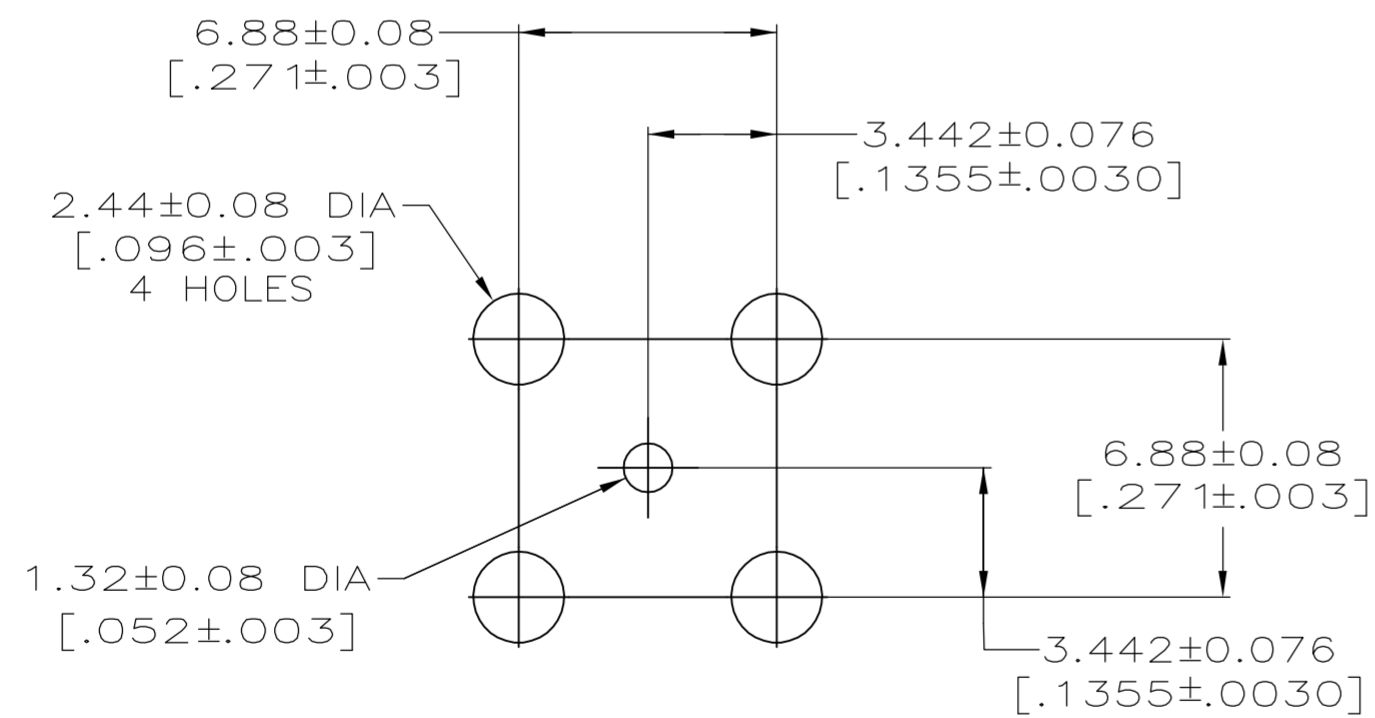


THIS DRAWING IS UNPUBLISHED. RELEASED FOR PUBLICATION
 © COPYRIGHT 2005 BY TYCO ELECTRONICS CORPORATION. ALL RIGHTS RESERVED.

LOC	DIST	REVISIONS					
		P	LTR	DESCRIPTION	DATE	DWN	APVD
AJ	16		J	REVISED PER ECO-05-013873	23NOV05	BM	JL



- 1 ZINC PER QQ-Z-363.
- 2 PHOSPHOR BRONZE PER ASTM-B-139.
- 3 POLYESTER PER ASTM-D-3220.
- 4 TIN-LEAD PLATE PER ASTM-B-545, 2.54 μm [.000100] MINIMUM THICK.
- 5 SILVER PLATE PER QQ-S-365 2.54 μm [.000100] MINIMUM THICK.
- 6 GOLD PLATE PER MIL-G-45204, 0.76 μm [.000030] MINIMUM THICK.
- 7. SEE INSTRUCTION SHEET 408-9889.



SUGGESTED PCB CONFIGURATION

OBSOLETE	6	4.44 [.175]	414305-4
OBSOLETE	6	3.17 [.125]	414305-3
OBSOLETE	5	4.44 [.175]	414305-2
	5	3.17 [.125]	414305-1
CONTACT FINISH		A	PART NO

THIS DRAWING IS A CONTROLLED DOCUMENT.		DWN	28APR92	Tyco Electronics Corporation	
DIMENSIONS: INCHES		J. LIPPERT	20MAY92	Harrisburg, PA 17105-3608	
TOLERANCES UNLESS OTHERWISE SPECIFIED:		CHK	20MAY92	NAME	
0 PLC ± -		A. GABANY	20MAY92	JACK, VERTICAL, PCB	
1 PLC ± -		APVD	20MAY92	50 OHM, COMMERCIAL BNC	
2 PLC ± 0.20 [.008]		PRODUCT SPEC		SIZE	CAGE CODE
3 PLC ± -		APPLICATION SPEC		A2	00779
4 PLC ± -		WEIGHT	-	DRAWING NO	RESTRICTED TO
ANGLES ± -		FINISH		C=414305	-
MATERIAL SEE NOTES 1 - 3		FINISH		SCALE	SHEET
SEE NOTES 4 - 6		WEIGHT	-	5:1	1 of 1
CUSTOMER DRAWING		SCALE	5:1	SHEET	1 of 1
		REV	J		